

BMW R1150R / Rockster / Edition 80 & R850R 2005

Schutzbügel Montagehinweise

Alle vom Motorrad gelösten Schrauben sind gemäß Herstellerangaben wieder zu montieren, oder mit von SW-MOTEC gelieferten Schrauben zu ersetzen. Falls nicht anderweitig definiert, diese Schrauben nach Tabelle anziehen.

M6	9,6 Nm
M8	23 Nm
M10	46 Nm

Gegebenenfalls Schrauben mit flüssiger Schraubensicherung einkleben.

Prüfen Sie nach 50 km alle Verbindungen auf festen Sitz.

SW-MOTEC GmbH & Co. KG
Ernteweg 8/10
35282 Rauschenberg
Germany

Tel. +49 (0) 64 25/8 16 8-00
Fax +49 (0) 64 25/8 16 8-10

info@sw-motech.com
www.sw-motech.com

Crash Bar Mounting Instructions

SW-MOTEC products should be installed by a qualified, experienced motorcycle technician. If you are unsure of your ability to properly install a product, please have the product installed by your local motorcycle dealer. SW-MOTEC takes no responsibility for damages caused by improper installation.

All screws, bolts and nuts, including all replacement hardware provided by SW-MOTEC, should be tightened to the torque specified in the OEM maintenance manual for your motorcycle. If no torque specifications are provided in the OEM maintenance manual, the following torques may be used:

M6	9,6 Nm
M8	23 Nm
M10	46 Nm

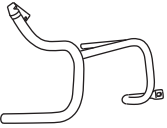
All screws, bolts and nuts should be checked after driving the first 50 km to ensure that all are tightened to the proper torque.

Medium strength liquid thread-locker (i.e., "Loctite") should be used to secure all screws, bolts and nuts.

! Achtung: die Schräglagenfreiheit kann durch den Schutzbügel reduziert werden!

Attention: the lean angle can be reduced by the crash bar!

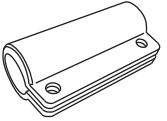
1 Schutzbügel
Crash Bar



SBL.07.344.901/902

Anzahl/ Pcs. 2 (L/R)


2 Klemmschelle
Clamp



SBL.07.096.001

Anzahl/ Pcs. 1

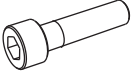
3 Unterlegscheibe
Washer



A 6,4 DIN 125

Anzahl/ Pcs. 2

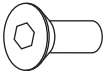
4 Innensechskant-
schraube
Hexagon Socket
Screw



M6 x 20 DIN 912

Anzahl/ Pcs. 2

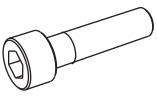
5 Senkkopfschraube
Countersunk Screw



M8 x 20 DIN 7991

Anzahl/ Pcs. 2


6 Innensechskant-
schraube
Hexagon Socket
Screw



M10 x 55 DIN 912

Anzahl/ Pcs. 2

7 Unterlegscheibe
Washer

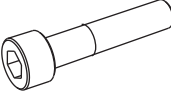


A 10,5 DIN 125

Anzahl/ Pcs. 2

Passend für
BMW R 850 R 2005.
Suitable for
BMW R 850 R 2005.

6a Innensechskant-
schraube
Hexagon Socket
Screw



M10 x 65 DIN 912

Anzahl/ Pcs. 2

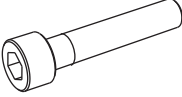
8 Distanzbuchse
Spacer



Da:18 Di:10,5 h:15

Anzahl/ Pcs. 2


9 Innensechskant-
schraube
Hexagon Socket
Screw



M10 x 65 DIN 912

Anzahl/ Pcs. 2


10 Unterlegscheibe
Washer



A 10,5 DIN 9021

Anzahl/ Pcs. 2


11 Distanzbuchse / links
Spacer / left Side



Da:18 Di:10,5 h:25

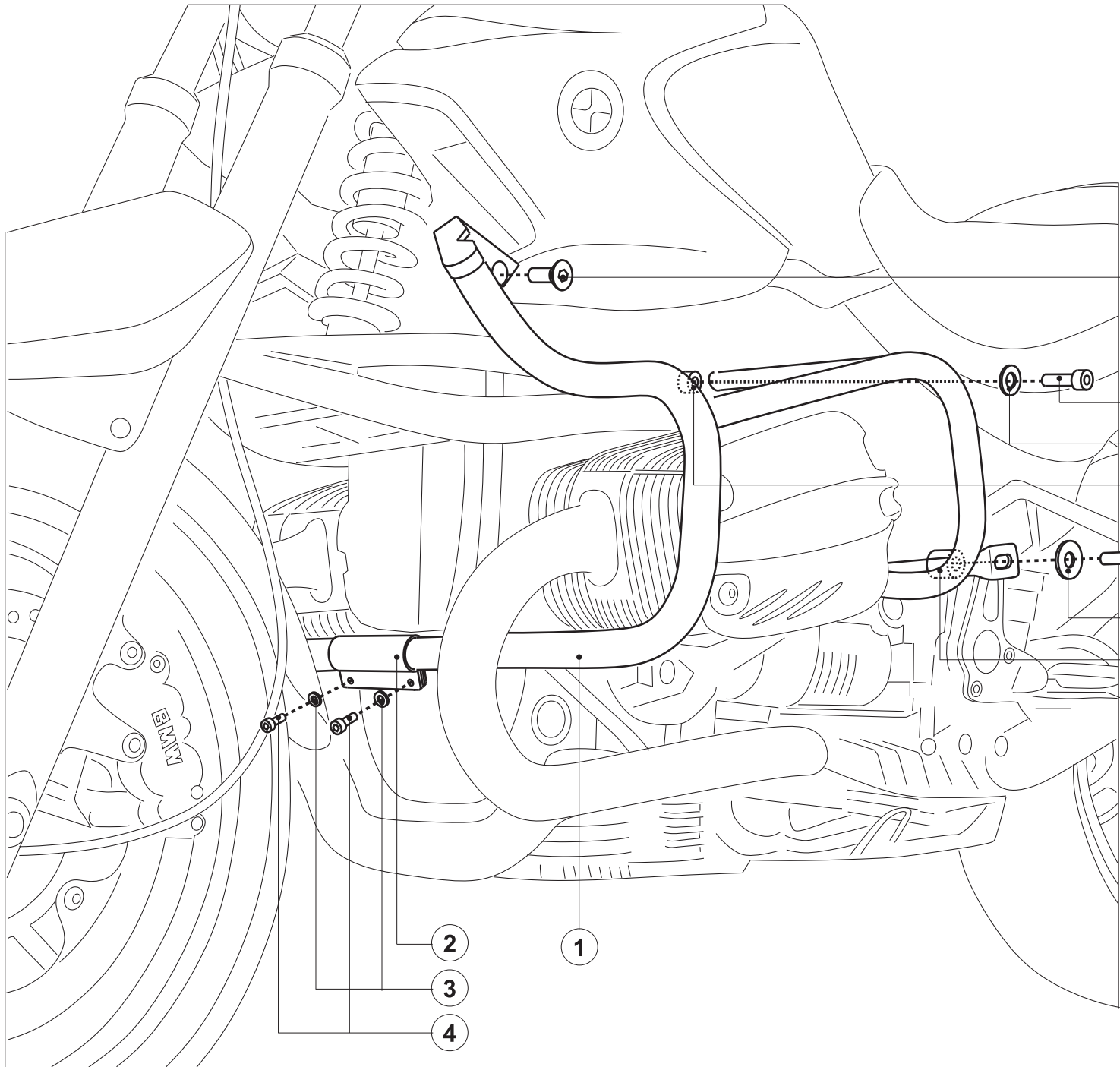
Anzahl/ Pcs. 1

12 Distanzbuchse / rechts
Spacer / right Side



Da:18 Di:10,5 h:18

Anzahl/ Pcs. 1



5

6 6a

7

8

9

10

11

! Pos. 12 an rechter
Motorradseite
Pos. 12 on right
side of Motorcycle

2

3

4

1